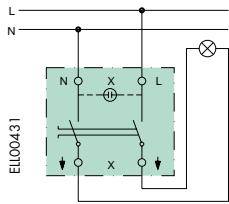
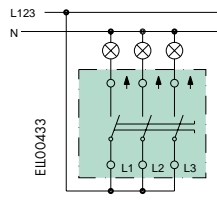


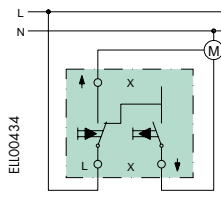
# Kopplingscheman för strömställare



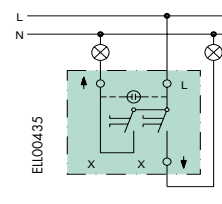
2-pol  
Koppling 2



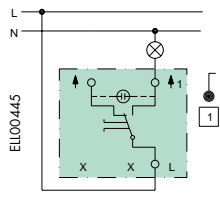
3-pol  
Koppling 3



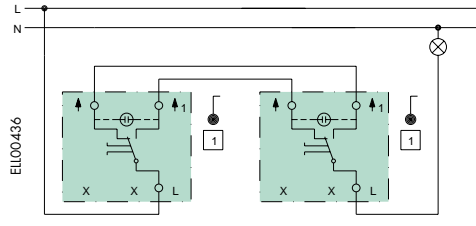
Jalusi  
Koppling 4T



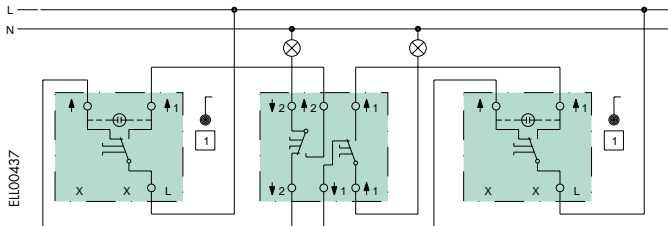
Kron  
Koppling 5



Trapp/1-pol  
Koppling 6/1



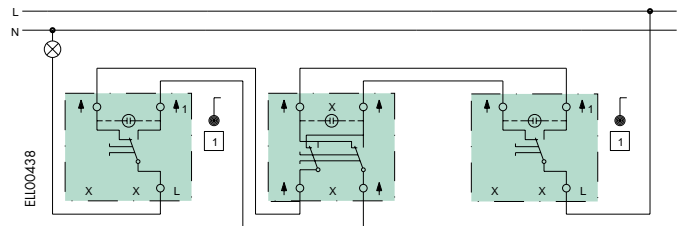
Trapp  
Koppling 6/1



Trapp  
Koppling 6/1

D-trapp  
Koppling 6 + 6

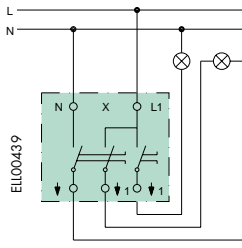
Trapp  
Koppling 6/1



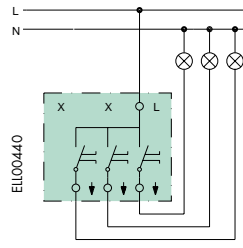
Trapp  
Koppling 6/1

Kors  
Koppling 7

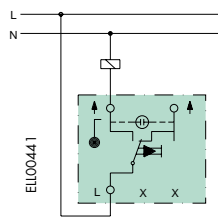
Trapp  
Koppling 6/1



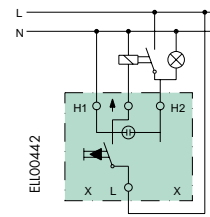
2 + 1-pol  
Koppling 2 + 1



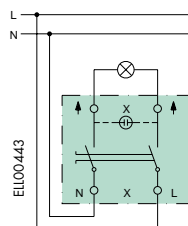
3x1-pol  
Koppling 1+1+1



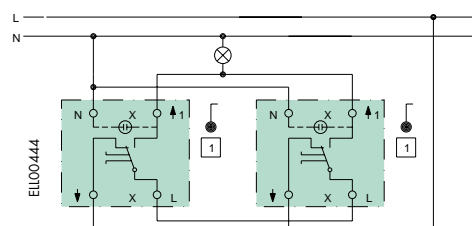
Vippryckknapp  
Koppling 6T



Vippryckknapp med sep.  
lampkrets  
Koppling 1T



2-pol kontroll  
Koppling 2K



Trapp/kontroll  
Koppling 6K